

Circle Time

Daily Learning Sheet

DATE:

LESSON PLAN

WHAT I DID TODAY

We had a great time at Circle Time today! We went on a pretend safari! We looked for jungle animals. It was fun looking at letters and jumping when we spotted letter Jj.

-Teacher Kathy

LETTER OF THE DAY

Jj

THEME

Jungle

We discussed what a jungle is. We looked at a map. We learned about some animals that live in the jungle.

NUMBER, COLOR, SHAPE

2, Orange, Square

SUGGESTED ACTIVITIES

Snack idea - Bananas (let child cut into rounds with plastic knife)

Math - Count the banana rounds during snack time

Shape - tape squares that you cut from construction paper all over the house. Let child go on a shape safari and look for the squares

Color - Paint the snake orange (see Art)





Art - Paper plate snake (start at one end and cut a spiral; pull middle up and add eye)

Story Time - *Bug Safari* by Bob Barner

Fieldtrip idea - Watch the *Jungle Book* movie or *Go Diego, Go*

HOMEWORK

Decorate J with jewel stickers
Game: Jump and say the letter /j/ sound



Circle Time

Daily Learning Sheet

DATE:

LESSON PLAN

WHAT I DID TODAY

We had a great time at Circle Time today! We talked about Kings, Queens and Castles.

We enjoyed looking at pictures showing inside a castle. It was fun to see Sue wearing a crown!

-Teacher Kathy

LETTER OF THE DAY

Kk

THEME

Kings, Queens & Castles

We discussed king and queens long ago did and where they lived. We talked about what they wore. We talked about what they might have eaten.

NUMBER, COLOR, SHAPE

3, Yellow, Rectangle

SUGGESTED ACTIVITIES

Snack idea - Tea Party-cut crusts off and then sandwiches in half to make two rectangles

Math - Make a necklace and count the beads (Royals had lots of jewels.)

Shape - See Snack idea section

Color - See Art section

Art - Make a yellow paper crown




Story Time - See *Inside Castles*, Usborne book

Fieldtrip idea - Go to Burger King and ask for a crown. Watch Beauty and the Beast to see a castle.

HOMEWORK

Decorate K with kites (small pieces of construction paper cut in the shape of kites)

Game: K says /k/ as in king; take a bow as you make the /k/ sound OR jump like a kangaroo and say /k/ /k/ /k/ as you jump



Circle Time Daily Learning Sheet

DATE:

LESSON PLAN

WHAT I DID TODAY

We had a great time at Circle Time today! It was fun to talk about libraries and books! We read a book together. During sharing time, we heard from some of the children about their trips to the library.
-Teacher Kathy

LETTER OF THE DAY

Ll

THEME

Library and Books

We discussed libraries and books today. We talked about what you will find at a library. We talked about the kinds of books - fiction/nonfiction. We also talked about how to get a library card.

NUMBER, COLOR, SHAPE

3, Yellow, Rectangle

SUGGESTED ACTIVITIES

Snack idea - Graham cracker book-two graham crackers sandwiched together with white icing in the middle like the white pages of a book

Math - Sort Lucky Charms cereal

Shape - See Snack idea section (rectangle graham crackers)

Color - Search through any picture book and point out the color yellow

Art - Leave rubbings (place leaf under white paper and rub with crayon)





Story Time - See *Inside Castles*, *Usborne book*

Fieldtrip idea - Go to the library

HOMEWORK

Decorate L with leaves

Game: L says /l/ as in leaf; Cut paper leaves and sing this song and toss them up and try to catch them
"Leaves are falling down, won't you try and catch some. Leaves are falling down, won't you try and catch some. Leaves are falling down, won't you try and catch some. Catch some if you can."



Circle Time

Daily Learning Sheet

DATE:

LESSON PLAN

WHAT I DID TODAY

We had a great time at Circle Time today! We read the book, *If you Give a Mouse a Cookie*. It was fun to talk about mice and see some pictures of real mice. We learned about what they eat and where they live.

-Teacher Kathy

LETTER OF THE DAY

Mm

THEME

Mouse/Mice

We discussed mice. We learned about how they look, what they eat and where they live. We read the book, *If you Give a Mouse a Cookie* by Laura Numeroff. We learned the singular/plural forms of mouse.

NUMBER, COLOR, SHAPE

3, Yellow, Rectangle

SUGGESTED ACTIVITIES

Snack idea - Cookies & Milk (like in the story)

Math - Cookie Playdough Mat (file attached)

Roll the playdough and lay on top of the number 3

Shape - Cookie pans are rectangular; use any magnets on a rectangular cookie sheet

Color - Use yellow playdough for Math section - above.

Art - Make cookies and have for snack

Story Time - *If you Give a Mouse a Cookie*, by Laura Numeroff




Fieldtrip idea - Go to the pet store and look at the real mice. Watch a movie with a mouse in it.

HOMEWORK

Decorate M with markers

Game: M says /m/ as in mouse;

Feed the mouse - Draw simple mouse using 3 circles and cut out wide mouth. Allow child to put a cookie in the mouth of the mouse and say /m/ (as in Mmm, good) each time. (cookie printable attached)



Circle Time

Daily Learning Sheet

DATE:

LESSON PLAN

WHAT I DID TODAY

We learned a lot today in class. We talked about nutrition. We learned there are 5 food groups. We talked about healthy habits. It was fun to hear about everyone's favorite foods.
-Teacher Kathy

LETTER OF THE DAY

Nn

THEME

Nutrition

We discussed nutrition. We learned there are 5 basic food groups. We looked at examples of each. We talked about nutritious foods such as vegetables and fruits which contain lots of vitamins.

NUMBER, COLOR, SHAPE

3, Yellow, Rectangle

SUGGESTED ACTIVITIES

- Snack idea** - a box of raisins (see Shape)
Math - Make a bean maraca - count the beans
Shape - Box of raisins from the snack section above; trace around the box on paper
Color - What fruits and vegetables are yellow? (magazine collage) bananas, apples, corn, etc.
Art - Food stamping (apples, potatoes, broccoli tops, etc.)
Story Time - *Ten Apples up on Top* by Dr. Seuss
Fieldtrip idea - Visit a Farmer's Market or produce section of a grocery store

HOMEWORK

Decorate N with numbers
Game: N says /n/ as in nail; use a toy hammer and golf pegs as nails; as you hit the nail onto Styrofoam or a box with prepunched holes, say /n/ /n/ /n/

