

# Circle Time

## Daily Learning Sheet

DATE:

### LESSON PLAN

#### WHAT I DID TODAY

We talked about Emotions and Feelings today. We practiced making happy, sad, scared, excited and angry faces! We talked about feelings. -Teacher Kathy

#### LETTER OF THE DAY

Ee

#### THEME

Emotions/Feelings

#### NUMBER, COLOR, SHAPE

2, Orange, Square

#### SUGGESTED ACTIVITIES

**Snack idea** - Rice cake face; spread with peanut butter; add raisin eyes, M&M nose and chocolate chip smile

**Math** - Count parts of face that have two (2 eyes, 2 ears, 2 eyebrows, 2 hands)

**Shape** - Trace things that are square

**Art** - Emotions collage; cut faces from magazines and identify the emotions





**Color** - Play *I Spy* and find things that are orange

**Story Time** - *Alexander and the Terrible, No Good, Horrible Day* by Judith Viorst

**Fieldtrip idea** - Brewster's ice cream shop will make a kiddie cone with smiley face

#### HOMEWORK

Decorate E by rolling eggs in washable paint and then roll around on the E coloring page  
Game: E says /e/ like a little old man; pretend to put on "old lady/man glasses" and say, "Eh, what'd ya say sonny?"



# Circle Time

# Daily Learning Sheet

DATE:

## LESSON PLAN

### WHAT I DID TODAY

We had a fun Circle Time today! We read the picture book, A Fish Out of Water. You can watch it read again on Youtube at the link below.

<https://www.youtube.com/watch?v=RrB8prJeRQU&t=15s>

(Note: Includes a Bible verse at end because it was originally recorded for a class at church)

### LETTER OF THE DAY

Ff

### THEME

Fish

We talked about where fish live, looked at different kinds of fish (some very unique), and talked about fish as pets

### NUMBER, COLOR, SHAPE

2, Orange, Square

### SUGGESTED ACTIVITIES

**Snack idea** - Goldfish crackers, blue jello

**Math** - Beach towel counting (Lay a towel on the floor, add objects to count)

**Shape** - Stamping with wooden block and paint

**Color** - Paint a paper plate orange. Add a tail and it's a goldfish! Hang with string to look like it's swimming.

**Art** - (see Color section)





**Story Time** - A Fish Out of Water by Helen Palmer

**Fieldtrip idea** - Go to Pet Store and look at fish; Watch the movie, Finding Nemo

### HOMEWORK

Decorate F with with fingerprints. (Dip finger in paint and press on page.)

Game: Create a fishing pole using stick, yarn and gem clip. Cut construction paper fish. Child catches fish as you add to gem clip. He/she says /f/ /f/ /f/ fish!



# Circle Time Daily Learning Sheet

DATE:

## LESSON PLAN

### WHAT I DID TODAY

We had a fun Circle Time today! We enjoyed saying some Mother Goose nursery rhymes. We each took a turn jumping over Jack's candle stick!  
-Teacher Kathy

### LETTER OF THE DAY

Gg

### THEME

## Mother Goose

We learned who Mother Goose is! We also heard the nursery rhymes: Humpty Dumpty, Little Bo Peep, and the Three Little Kittens. We talked about rhymes

### NUMBER, COLOR, SHAPE




2, Orange, Square

### SUGGESTED ACTIVITIES

- Snack idea** - Boiled eggs (Humpty Dumpty)
- Math** - Mitten Lacing (cut mitten shape from cereal box cardboard; punch holes and lace around with yarn)
- Shape** - Square shaped couch pillow; sit on top and say poem, Humpty Dumpty, and roll off pillow onto the floor
- Color** - Make orange by mixing red and white paint
- Art** - Toilet paper roll candle stick (add crumpled red/orange tissue paper to one end)
- Story Time** - any Mother Goose books
- Fieldtrip idea** - Go to the Library and read some Mother Goose stories to kids (or look online)

### HOMEWORK

Decorate G with glitter.  
Game: G makes the sound like gulping. Give child an empty cup and have them pretend to drink and make the /g/ sound



# Circle Time Daily Learning Sheet

DATE:

## LESSON PLAN

### WHAT I DID TODAY

We had a great time at Circle Time today! We learned all about Community Helpers. We had fun singing, *Hurry, Hurry Drive the Firetruck*. (drive, turn, climb the ladder, squirt, back to station)  
-Teacher Kathy

### LETTER OF THE DAY

Hh

### THEME

## Community Helpers

Who are community helpers? They are people who provide a service that helps others.

Examples: firemen, police officers, mail carriers, nurses, dentists, garbage collectors, construction workers, etc.

### NUMBER, COLOR, SHAPE

2, Orange, Square

### SUGGESTED ACTIVITIES

**Snack idea** - Build a bread house (Add triangle shaped cheese slice for roof and rectangular salad cracker for door)

**Math** - Barber shop counting (Spread foam shaving cream on the table and spread; write number 2 in the shaving cream)

**Shape** - (See Snack idea section) - square bread

**Color** - I Spy Yellow (Eye doctor)

**Art** - Toothbrush painting (use old toothbrush like a paint brush to make a picture)





**Story Time** - *Officer Buckle and Gloria* by Peggy Rathmann

**Fieldtrip idea** - Mail a letter. (perhaps to Grandma) Talk about how the mail carrier will come and get it.

Enrichment: Talk about addresses and stamps; discuss how the letter will get to grandma (the process) OR Take a trip to the Post Office

### HOMEWORK

Decorate H with happy face stickers or drawings  
Game: Provide lots of hats and have your child make the /h/ sound as he tries on each one OR provide a toy hammer and have child make the /h/ sound as he hammers.



# Circle Time

## Daily Learning Sheet

DATE:

### LESSON PLAN

#### WHAT I DID TODAY

We had a great time at Circle Time today! We learned all about Insects. We looked at different kinds of insects and each told our favorite one! We graphed our favorites and looked at the results.  
-Teacher Kathy

#### LETTER OF THE DAY

li

#### THEME

### Insects

What are insects? We looked at some kinds of insects and where they live.

#### NUMBER, COLOR, SHAPE

2, Orange, Square

#### SUGGESTED ACTIVITIES

**Snack idea** - Ants on a log (celery, peanut butter, raisin ants)

**Math** - Count the raisins from snack time

**Shape** - Cut out the square insect cards - file will be provided

**Color** - Color an orange butterfly (Monarch) Search online or draw a simple one on paper

**Art** - Eggcarton caterpillar (cut egg carton in half. Add pipe cleaner antennae)

**Story Time** - *The Very Hungry Caterpillar* by Eric Carle

**Fieldtrip idea** - Go outside and look for insects; make a Science journal by drawing pictures of what you see

#### HOMEWORK

Decorate I with itchy dots (stickers or markers)  
Game: Provide a laundry basket and let child toss toys "in" as they say /i/ /i/ /i/ in!

