


Reading
is for *everyone*

Charlotte's Web



Literature Guide

Reading can be challenging, especially for children who struggle with this skill. This Literature Guide is meant to make it very easy for children with learning challenges such as dyslexia to find success reading a chapter book. The amount of daily reading is not overwhelming for children who have to put so much effort into reading. It is meant to be a read-aloud activity, one-on-one. It is perfect for a small group reading center, a home-schooler, or for a parent who wants to help her child with his or her reading at home.

The once a week activity included in this guide adds fun while not burdening the teacher or parent with a lot of extra things to do in addition to other school work.

If your child struggles with reading, you may want to check out the Reading is for Everyone curriculum. It can be purchased separately. This resource takes the learner through the basic phonics sounds and rules using pictures to help associate the concept with the sound.

This book was designed for:
First Time Chapter Book Readers
Reading Remediation
ESL Learners
Special Education Students
Dyslexic Students
Right Brain Learners

Table of Contents

Lesson Plans.....	4-26
Vocabulary.....	27-51
Activities.....	52-78
Tests.....	79-157
Key.....	158-237

LESSON PLANS

Week 1

Chapter 1

Monday

Introduce Vocabulary (let child draw pictures showing what the word means using the graphic organizer sheet included in this resource)

Read page 1

Tuesday

Read pages 2-3

Wednesday

Read page 4

Activity: Stuffed Felt Pig

Thursday

Read pages 5-6

Friday

Read page 7

Chapter 1 Test

Week 2

Chapter 2

Monday

Introduce Vocabulary (let child draw pictures showing what the word means using the graphic organizer sheet included in this resource)

Read page 8

Tuesday

Read pages 9

Wednesday

Read page 10

Activity: "Mud" Pie

Thursday

Read pages 11-12

Friday

Read page -- none

Chapter 2 Test

Week 3

Chapter 3

Monday

Introduce Vocabulary (let child draw pictures showing what the word means using the graphic organizer sheet included in this resource)

Read pages 13-15 (top)

Tuesday

Read pages 16-17

Wednesday

Read page 18-19

Activity: Catch the Pig (balloon) Game

Thursday

Read pages 20-21

Friday

Read page 22-24

Chapter 3 Test

Week 4

Chapter 4

Monday

Introduce Vocabulary (let child draw pictures showing what the word means using the graphic organizer sheet included in this resource)

Read pages 25-26

Tuesday

Read page 27

Wednesday

Read page 28

Activity: Magnetic Schedule Board

Thursday

Read pages 29-30

Friday

Read page 31

Review Chapter 4

Week 5

Chapter 5

Monday

Introduce Vocabulary

Read page 32-33

Tuesday

Read pages 34-35

Wednesday

Read page 36-37

Activity: Spider Craft

Thursday

Read pages 38-39

Friday

Read page 40-41

Review Chapter 5

Week 6

Chapter 6

Monday

Introduce Vocabulary

Read page 42

Tuesday

Read pages 43

Wednesday

Read page 44

Activity: Keep Your Egg Safe Activity

Thursday

Read pages 45-46

Friday

Read page 47

Review Chapter 6

Week 7

Chapter 7

Monday

Introduce Vocabulary

Read page 48

Tuesday

Read page 49

Wednesday

Read page 50

Activity: Bug Catcher

Thursday

Read page 51

Friday

Read page -- none

Review Chapter 7

Week 8

Chapter 8

Monday

Introduce Vocabulary

Read page 52

Tuesday

Read page 53

Wednesday

Read page 54

Activity: Animal Shadow Puppets

Thursday

Read pages -- none

Friday

Read page -- none

Review Chapter 8

Week 9

Chapter 9

Monday

Introduce Vocabulary

Read pages 55-56

Tuesday

Read pages 57-60

Wednesday

Read pages 61

Activity: Friendship or Braided Bracelet

Thursday

Read page 62-63

Friday

Read pages 64-65

Review Chapter 9

Week 10
Chapter 10

Monday

Introduce Vocabulary

Read pages 66-67

Tuesday

Read pages 68-69

Wednesday

Read pages 70-71

Activity: Cross-Stitch Activity

Thursday

Read pages 72-73

Friday

Read pages 74-76

Review Chapter 10

Week 11
Chapter 11

Monday

Introduce Vocabulary

Read pages 77-78

Tuesday

Read pages 79-80

Wednesday

Read pages 81-82 (top)

Activity: Decorative Storage Pail

Thursday

Read pages 82-83

Friday

Read pages 84-85

Review Chapter 11

Week 12
Chapter 12

Monday

Introduce Vocabulary

Read page 86

Tuesday

Read page 87

Wednesday

Read pages 88-89

Activity: Homemade White Board

Thursday

Read pages 90-91

Friday

Read page -- none

Review Chapter 12

Week 13
Chapter 13

Monday

Introduce Vocabulary

Read pages 92-94

Tuesday

Read pages 96-98

Wednesday

Read page 99-100

Activity: Decoupage Pencil Holder

Thursday

Read pages 101-102

Friday

Read page 103-104

Review Chapter 13

Week 14
Chapter 14

Monday

Introduce Vocabulary

Read pages 105-106

Tuesday

Read pages 107-108 (top)

Wednesday

Read page 108 (bottom) - 109

Activity: Journal

Thursday

Read page 110

Friday

Read pages 111-112

Review Chapter 14

Week 15
Chapter 15

Monday

Introduce Vocabulary

Read page 113

Tuesday

Read page 114

Wednesday

Read page 115

Activity: Canvas Sack

Thursday

Read page 116

Friday

Read page 117

Review Chapter 15

Week 16
Chapter 16

Monday

Introduce Vocabulary

Read pages 118-120

Tuesday

Read pages 121-123

Wednesday

Read page 124-125

Activity: Buttermilk Biscuits

Thursday

Read pages 126-127

Friday

Read page 128-129

Review Chapter 16

Week 17
Chapter 17

Monday

Introduce Vocabulary

Read page 130-131

Tuesday

Read page 133-134

Wednesday

Read page 134-135

Activity: Tent

Thursday

Read pages 136-137

Friday

Read page -- none

Review Chapter 17

Week 18
Chapter 18

Monday

Introduce Vocabulary

Read page 138

Tuesday

Read page 139

Wednesday

Read page 140

Activity: Cotton Candy Treat

Thursday

Read pages 141-142

Friday

Read page 143

Review Chapter 18

Week 19
Chapter 19

Monday

Introduce Vocabulary

Read pages 144-145

Tuesday

Read pages 146-147

Wednesday

Read page 148-149

Activity: Homemade Jelly

Thursday

Read pages 150-151

Friday

Read page 153-154

Review Chapter 19

Week 20
Chapter 20

Monday

Introduce Vocabulary

Read pages 155-156

Tuesday

Read pages 157

Wednesday

Read page 158

Activity: Piggy Bank

Thursday

Read pages 159-160

Friday

Read page 161-162

Review Chapter 20

Week 21
Chapter 21

Monday

Introduce Vocabulary

Read pages 163-164

Tuesday

Read pages 165

Wednesday

Read page 166

Activity: Egg Sack Piñata

Thursday

Read pages 167-168

Friday

Read page 169-171

Review Chapter 21

Week 22
Chapter 22

Monday

Introduce Vocabulary

Read pages 172-173

Tuesday

Read pages 174-176

Wednesday

Read page 177-178

Activity: Winter Scarf

Thursday

Read pages 180-181

Friday



Read page 182-184


Review Chapter 22

VOCABULARY



Make a copy of the following graphic organizer and have student write the vocabulary word and draw a picture to help him remember what the word means.


Vocabulary






VOCABULARY









Vocabulary - Week 1

1. runt – an animal that when born is smaller than his brothers/sisters
2. sopping – soaking wet
3. sobbed – crying really hard
4. injustice –an unfair act
5. dagger –a small weapon like a knife
6. miserable –very unhappy
7. commanded –to give an order
8. blissful –complete happiness
9. giggled –laughing quietly

Vocabulary – Week 2

1. stroke – to run your hand across; to pet
2. enchanted –amazed
3. waded – to walk in shallow water
4. amused – entertained
5. increased-to make or become greater
6. hollered –to yell

Vocabulary – Week 3

1. perspiration – a salty wetness that comes out of your skin when you are hot; we also call this sweat; this wetness helps to cool your body down
2. patient – calm, not in a hurry
3. scythe – (pronounced s – long i – th) a tool that has a curved blade on a long curved handle and is used for mowing grass or grain by hand
4. cellar – a room below the surface of the ground; usually the entrance is on the outside of the building versus on the inside of the building such as with a basement
5. discarded – to get rid of something useless or unwanted
6. root up – to dig up; pigs root things up with their snouts (long, hard nose)
7. orchard – a place where lots of the same kind of fruit or nut trees grow together (such as apple trees or pecan trees)
8. mending – fixing or repairing
9. captivity – not free; held in a place that prevents escape (such as Wilber's pen)
10. reconsider – to think about it again with the thought that you could change your mind
11. fetched – to go after and bring back

Vocabulary - Week 4

7. trench – a long and narrow cut in the ground; a long ditch
8. morsel – a small piece of food
9. gloomily - a sad mood
10. slanting – not straight, but instead on side is lower; sloping
11. glutton – one that eats too much; eating when not even hungry
12. stealthily – doing something slowly and secretly
13. cunning – very smart and sneaky or tricky
14. abroad – away from one's home

Vocabulary - Week 5

1. stirred/stirring –making any movement, even if just a little bit
2. motionless – making no movement at all
3. thoroughly – completing something carefully
4. blushed – when you feel shame or embarrassment sometimes your face turns pink
5. nonsense – foolish or meaningless words or actions
6. objectionable – an act of disapproving or not agreeing
7. meekly – acting patiently even when someone does something wrong to you
8. furiously – acting very angrily
9. detested – to dislike very strongly
- 10.clever – skillful; quick learner; good imagination
- 11.plotting – making a plan often secretly
- 12.loyal – being faithful to someone by keeping promises, being honest to them, and defending them, if needed

Vocabulary - Week 6

1. hoisted - to raise or become raised
2. lair – a hideaway or den of an animal
3. gratified – having pleasure or satisfaction
4. morals – good character; following general rules of decency
5. disgust – a strong feeling of dislike
6. ancient – long time past
7. nudged – to push gently
8. spied – to catch sight of

Vocabulary - Week 7

1. **campaign** – series of activities meant to bring about a particular result
2. **sensible** – a good thing to do; reasonable
3. **pestering** –bother or annoy
4. **anesthetic** – loss of feeling in your body
5. **envy** - wanting something someone else has
6. **briskly** – quickly
7. **hysterics** – a fit of uncontrolled laughter or crying

Vocabulary - Week 8

1. **adores** – to like very much
2. **vaguely** – not clear or easy to understand
3. **gratified** – when you feel pleased about something
4. **unremitting** – making an effort to do something and not giving up
5. **rambled** – talking on and on about something
6. **lively** – full of energy and excitement

Vocabulary - Week 9

1. delicate –fine or thin
2. boasting –bragging or praising oneself
3. chuckled – laughing in a quiet way
4. scrambled – to move or climb up quickly and with some difficulty
5. hesitated – paused for a moment
6. hastily – done in a hurry
7. sway – bending or twisting
8. oblige – do a favor for
9. seized – grabbed
10. stale – not fresh
11. summoning –calling
12. trailed – following behind someone or something
13. neglected – not to take care of
14. sedentary –sitting a lot; not doing much of anything
15. delectable – delicious

Vocabulary - Week 10

1. gullible – easy to fool or trick
2. affectionately – lovingly
3. crisis – a very difficult time
4. straddled – to sit with one leg on each side of something
5. dull – not loud or intense
6. capture – to take something by force
7. succeeded – to turn out well; to be successful
8. possessions – things you own
9. heartily – cheerfully and with good effort
10. astride – with one leg on each side (like straddled)
11. descended – to climb down to a lower place

Vocabulary - Week 11

1. exertions – something you have to work hard to do
2. solemnly –seriously
3. steady – not too loud or soft; in a calm manner
4. bewilderment –confusion
5. distinct –clearly seen; easily noticed
6. blundered – careless
7. wondrous –wonderful
8. neglected –ignored

Vocabulary - Week 12

1. **muttered –complained**
2. **idiosyncrasy –a way of acting that is characteristic of a person**
3. **glared –to stare angrily**
4. **proceed –to move forward with your plan**
5. **particle –a small piece of something**
6. **disgust –not to like something**
7. **instincts –natural behavior**
8. **assembled –to come together like for a meeting**
9. **destiny –your future**
10. **quivered – to move in a shaking motion**

Vocabulary - Week 13

1. radial – arranged like rays around a common center (like sun rays)
2. foundational –strong, main parts that will help with stability
3. snare –a trap for catching things
4. admiration –to admire or look up to
5. astonishing –wonder or surprise
6. disgusted –to strongly dislike
7. triumphantly –rejoicing over success
8. fetch –to go and get and bring back
9. radiant –glowing or bright
- 10.mercilessly –not showing kindness to

Vocabulary - Week 14

1. fascinating –something that is very interesting to you
2. fibs –lies; things are not true
3. tales –stories
4. vaguely –not clear
5. sociable –enjoying the company of others
6. advice –suggestions or opinions
7. enchanting –charming
8. miraculous –something amazing that happens
9. fidgeted –moving slightly like when you are uncomfortable
10. civilly –politely
11. incessant –going on and on
12. associate –to come together

Vocabulary - Week 15

1. monotonous –boring; the same thing over and over
2. reputation –how you are viewed by others
3. modest –not having an overly high opinion of oneself
4. distinguish –to be special or set apart from others
5. inconvenient –not convenient; not happening at a good time
6. versatile –able to change
7. forsake –to give up on or leave

Vocabulary - Week 16

1. **genuine** –real; not pretending
2. **lugged** –pulled on and lifted with great effort
3. **offered** –made available
4. **satisfy** –to make happy
5. **scampered** –to run about
6. **struggle** –to make great effort to do something
7. **brimming** –full and overflowing
8. **heave** – push with great effort

Vocabulary - Week 17

1. moistened – make wet
2. aloft –in the air
3. cautioned –warned
4. enormous – huge
5. mildly –gentle
6. ascended –to move up
7. wearily –weak; worn out

Vocabulary - Week 18

1. **detected** –to discover
2. **humble** –not proud (or thinking too highly of oneself)
3. **sneered** –to smile or laugh at
4. **schemer** –to form plans
5. **vanished** –to move somewhere not seen
6. **masterpiece** –a work done with great skill

Vocabulary - Week 19

1. nifty –something that looks good
2. guarantee –an absolute assurance
3. languishing –becoming weak
4. marveling –filled with surprise
5. hoarsely –having a rough voice
6. acute –very aware of something
7. hankering –eager for something or wanting it very much
8. suspiciously-not trusting
9. grateful –thankful
10. promptly –acting quickly; on time
11. crouched –to bend low arms and legs close to your body
12. contented –satisfied or happy
13. commotion –noisy confusion
14. gazed –look at for a long time

Vocabulary - Week 20

1. **pompous** –having an overly high opinion of oneself
2. **trembled** –to shake uncontrollably
3. **embraced** –to hold in one’s arms
4. **triumph** –joy after being successful at something
5. **valuable** –having value or worth a lot of money
6. **tourists** –people who come to visit a place and spend money
7. **phenomenon** –a rare event; something that doesn’t happen often
8. **appreciation** –to admire a lot
9. **trousers** -pants

Vocabulary - Week 21

1. strain –doing something difficult
2. assured –to give words that are confident and comforting
3. secure –safe
4. recovered –to get something back
5. tremendous –something that is very great
6. trifle –just a little bit
7. sentiments –saying special things about someone
8. agony –intense pain
9. desolation –loneliness
10. accompany –to go along with
11. imitating –to try to speak like or do something someone else does
12. desperation –hopelessness
13. fondness –liking something very much
14. summoned –to call or send for

Vocabulary - Week 22

1. **retorted** –to answer back sharply (often in disagreement)
2. **bleak** –plain, dreary
3. **gigantic** –extremely large
4. **trinket** –keepsake; something you find and keep
5. **sneered** –to speak to or look at someone with an expression of scorn (as if you don't like something)
6. **frantic** –hurrying about due to being excited or scared
7. **deserted** –to leave alone
8. **drearily** –providing no cheer or interest
9. **daintily** –delicate and pretty
10. **brimmed** –completely filled
11. **hallowed** –set apart; greatly respected
12. **tranquil** –calm; free from disturbance

ACTIVITIES

Activity List

Week 1 – Felt Pig

Week 2 – “Mud” Pie

Week 3 – Catch the Pig Game

Week 4 – Magnetic Schedule Board

Week 5 – Spider

Week 6 – Keep Your Egg Safe Activity

Week 7 – Bug Catcher

Week 8 – Animal Shadow Puppets

Week 9 – Friendship or Braided Bracelet

Week 10 – Cross-Stitch Activity

Week 11 – Decorative Storage Pail

Week 12 – Homemade White Board

Week 13 – Decoupage Pencil Can

Week 14 – Journal

Week 15 – Canvas Sack

Week 16 – Buttermilk Biscuits

Week 17 – Tent

Week 18 – Cotton Candy Treat

Week 19 – Homemade Jelly

Week 20 – Piggy Bank

Week 21 – Egg Sack Piñata

Week 22 – Winter Scarf

Activity Directions

Week 1 – Stuffed Felt Pig

Here's what you do:

- Print out the pig pattern on the next page.
- Cut it out and use it to trace the pig shape onto two sheets of pink felt.
- Use embroidery thread and a needle and sew around the shape, leaving a hole for stuffing.
- Stuff the pig with cotton balls or pillow filling.
- Sew up the hole you left for filling.
- Add an eye, if you'd like.



Activity Directions

Week 2 – Chocolate Pudding Mud Pie

Here's what you do:

- Purchase a Graham Cracker.
- Purchase a box of Jello Instant Pudding.
- Make the pudding according to the package directions for making pie (be sure not to use the pudding directions or the pie will be too runny).
- Pour the pudding mix into the shell.
- Refrigerate until set.
- Enjoy!



Activity Directions

Week 3 – Catch the Pig Balloon Game

Here's what you do:

- Purchase a bag of pink balloons.
- Blow up the balloons.
- Draw eyes and pig noses on the balloons.
- Go outside and wet the balloons and rub them with liquid dish soap to make them very slippery.
- See who can catch the most “pigs.”
- Have fun!

Tips – you may want to spread out a tarp in your grass and wet it down; put the balloons on the wet tarp versus the ground to prevent popping; use the soapy tarp as a homemade slip –n-slide



Activity Directions

Week 4 – Homemade Magnetic Schedule Board

Here's what you do:

- Purchase a cookie pan (Dollar Store)
- Paint the edges of the pan (if you'd like)
- Glue pretty scrapbook paper into the center; you may want to use a sponge brush to spread the glue on the back of the paper
- Buy or make magnets to use on your board.

To make magnets you can...

- Purchase clear aquarium stones. (Dollar Store)
- Purchase circular magnets. (Dollar Store)
- Find pictures in magazines and trace them using the circular magnets.
- Cut the circles out.
- Use clear glue to affix the picture to the magnet.
- Use clear glue to affix the clear stone on top.
- Allow to dry completely.

This was one of the cutest that I found on the web.

It can be found [here](#).

I am completing this guide with my own daughter right now, so as we complete the activities, I will replace the pictures with our own.



Tip – you can also use gem stone type rocks, buttons, etc. to make magnets

Activity Directions

Week 5 – Gumdrop Spiders

Here's what you do:

- Purchase colorful gumdrops.
- Purchase black licorice.

Here's a great [video tutorial](#) for making gumdrop spiders. It's from Martha Stewart.



Activity Directions

Week 6 – Keep Your Egg Safe Activity

Here's what you do:

- Purchase eggs – one for each child
- Draw faces on the eggs
- Challenge each child to keep the egg safe. Tell your child that you will see whose egg is still intact at the end of the day.

(Note: You can put each egg in a zipper type baggie to alleviate any messes.)



Activity Directions

Week 7 – Homemade Bug Catcher

Here's what you do:

Simply take a **mason jar** and remove the inner lid, just keeping the ring handy.

Cut a **small square of Chiffon fabric** (or an old piece of hosiery).

Place the fabric over the jar and **secure with the lid's** outer ring.

Now go outside and see what kinds of insects you can catch!



Activity Directions

Week 8 – Shadow Animal Puppets

Here's what you do:

- Print out the farm animal templates found at this site:
<http://www.kideas.com/show/41>
- Print the templates onto cardstock for durability. Cut out the shapes.
- Attach each animal shape to wooden skewer using tape.
- Hang a plastic table cloth (one of those you would buy for a birthday party...we happened to have a pink one on hand, but you can buy a white one) across an interior doorway to make a curtain.
- Place a table in front of the curtain (so that the puppeteer's own shadows won't be seen)
- Put a chair behind the curtain and place a flashlight or lamp minus the shade in the chair. (You may need to set the flashlight up on books for added height.)
- Turn the flashlight/lamp on and let your little puppeteer put on a show for the family (he/she may even want to reenact Charlotte's Web)
- If at all possible, video record your child's production so he/she can see the show later too!




Activity Directions

Week 9 – Friendship Bracelets

Here's what you do:

- Purchase embroidery thread and braid in four different colors and tie a knot toward the top of the threads and secure the knot under the clip part of a clipboard (first photo)
- Take the 1st thread and put it on top of the 2nd making the number four. Pull the first string through to make a knot. Do this another time.
- Continue with that 1st string and the 3rd string...and 4th string. (Make two knots and move on)
- Now you have a new 1st thread. Start over and continue making two knots with each string.



Note: Another idea for this week's activity is on the next page.

Another idea might be to make a simple braided bracelet from old t-shirts.

I especially like how the second photo uses circular magnets to close these bracelets. I would use hot glue to be sure the shirt ends stay affixed to the magnets.




Source: <http://www.henryhappened.com/diy-braided-t-shirt-bracelets.html>

Activity Directions

Week 10 – Cross Stitch Graphing

Here's what you do:

- Purchase a pack of graphing paper and allow your children to draw tiny x's in the squares to form a picture.



- You may choose to allow your child to do a simple cross stitching project instead.



These simple kits can be ordered for around \$4 at [this site](#). There are lots of designs to choose from.

Activity Directions

Week 11 – Decorative Storage Pail

Here's what you do:

- Ask your local school's lunchroom to save a large vegetable can for you.
- Drill holes in each side for the handle.
- Paint the can (either with a spongebrush or take outside and spray paint)
- Stencil on or freehand shapes or the first letter of your name to make a monogrammed pail.
- Add ribbon for the handle. Tie knots on the inside of the pail to keep the ribbon in place.



Activity Directions

Week 12 – Homemade Whiteboard

Here's what you do:

- Purchase a large sheet of “shower board” from Home Depot (or other building supply store). It only costs about \$12 for a huge sheet!
- Cut the board as small as you'd like. It cuts very easily with a jigsaw.
- Use Painting and Drawing Embellishments around the border (they are made for Science Fair type boards and are self adhesive. They cost about \$3 from Walmart) OR hotglue ribbon around the boarder. You may even hotglue a ribbon for hanging.



Activity Directions

Week 13 – Magazine Decoupage Pencil Can

Here's what you do:

- Tear words from magazines.
- Water down regular school glue and use a sponge brush to brush paint onto the can.
- Lay your magazine pieces on top and when covered, brush the entire can with the glue so that all of the corners lay down well.



Activity Directions

Week 14 – Journal

Here's what you do:

- Purchase a composition book (the kind with the cardboard back and front)
- Decorate by covering with fabric, decorative paper, stickers, or decoupage on colorful squares.



Photo source: eWillow.com

Activity Directions

Week 15 – Canvas Sack

Here's what you do:

- Purchase a small canvas sack (or make your own). They cost about \$3 at Walmart.
- Decorate with paint and/or markers.



Activity Directions

Week 16 – Buttermilk Biscuits

I cut this recipe from a White Lily flour sack years ago. It is super easy and these biscuits are delicious!

Ingredients:

2 cups self-rising flour

¼ cup shortening

1 cup shredded Cheddar Cheese

¾ cup milk or buttermilk (be sure to use buttermilk)

¼ cup butter, softened

½ teaspoon garlic powder

Directions:

Preheat oven to 450 degrees. Line baking sheet with parchment paper or foil and spray lightly with non-stick cooking spray. Measure flour into large bowl. Divide shortening into small pieces and scatter on top of flour. Cut shortening into flour with a pastry cutter, two knives, or your fingertips until pieces are pea-sized. Stir in cheese and milk, stirring only enough to moisten flour and hold dough together. Drop by rounded tablespoons onto baking sheet. Bake 8 to 10 minutes or until tops are golden brown. Brush with garlic butter.

Garlic Butte: combine butter and garlic powder until well blended.

Makes 12 to 15, 2-inch biscuits.



photo source: [White Lily](#)

Activity Directions

Week 17 – Tent

Here's what you do:

Simply use blankets and sheets and some dining room chairs to create an indoor tent!



Activity Directions

Week 18 – Cotton Candy Treat

Here's what you do:

- Buy some cotton candy for a special treat this week. You should be able to find it at Walmart or at a movie rental store.



Activity Directions

Week 19 – Homemade Jelly

This is the recipe from Certo that we used:

4 cups prepared strawberries (buy about 2 qt. fully ripe strawberries)

7 cups sugar, measured into separate bowl

1/2 tsp. butter or margarine (optional)

1 pouch CERTO Fruit Pectin

BRING boiling-water canner, half-full with water, to simmer. Wash jars and screw bands in hot, soapy water; rinse with warm water. Pour boiling water over flat lids in saucepan off the heat. Let stand in hot water until ready to use. Drain well before filling.

STEM and crush strawberries thoroughly, one layer at a time. Measure exactly 4 cups crushed strawberries into 6- or 8-quart saucepot.

ADD sugar; stir. Add butter to reduce foaming. Bring to full rolling boil (a boil that doesn't stop bubbling when stirred) on high heat, stirring constantly. Stir in pectin. Return to full rolling boil and boil exactly 1 minute, stirring constantly. Remove from heat. Skim off any foam with metal spoon.

LADLE immediately into prepared jars, filling to within 1/8 inch of tops. Wipe jar rims and threads. Cover with 2-piece lids. Screw bands tightly. Place jars on elevated rack in canner. Lower rack into canner. (Water must cover jars by 1 to 2 inches. Add boiling water, if necessary.) Cover; bring water to gentle boil. Process 10 minutes. Remove jars and place upright on towel to cool completely. After jars cool, check seals by pressing middle of lid with finger. (If lid springs back, lid is not sealed and refrigeration is necessary.)

(Our jelly was long gone before I was able to take a picture of it! It was so delicious. The kids even made a label and commercial to go along with it! I have a Movie Making Basics eBook for sale that shows how we made the commercial, if you are interested.)



Activity Directions

Week 20 – Bank

Here's what you do:

- Wash out an empty water bottle and let dry completely.
- Cut out ears and a strip of paper for around the middle (if you'd like).
- For the nose, use punch holes to create the two pink circles and glue to the top of the water bottle.
- You can hot glue beads on the bottom if you'd like for the legs (we just left ours without feet).
- Parent should use a sharp knife to cut a slit on top for adding coins.

Note: I didn't have a photo of the one we made, but we cut pink ears from construction paper and added a pink pipe cleaner tail. We also glued wiggly eyes on instead of the black circles shown in this photo.)



Photo source: [Martha Stewart](#)

Activity Directions

Week 21 – Egg Sack Piñata

Here's what you do:

- Follow this recipe to make paper mache paste:
Combine 1/2 cup all-purpose flour and 2 cups cold water in a bowl. Add this mixture to a saucepan of 2 cups boiling water and bring it to a boil again. Remove from the heat and stir in 3 tablespoons of sugar. Let it cool; it will thicken as it cools. Once it does, it's ready to use. (This recipe comes from [Family Fun.](#))
- Put candy into a large balloon and blow it up. (This will take some patience.)
- Cut lots of newspaper sheets into strips.
- Dip the strips, one by one, into the paste and lay on the balloon.
- Continue until the whole balloon has been covered and then repeat to create several layers of newspaper (this makes the piñata harder to bust...the thicker the better!)
- Paint any color you'd like (if you want an authentic egg sack piñata, paint it white.)



Photo source: [Babble.com](#)

Activity Directions

Week 22 – Winter Scarf

Here's what you do:

- **First Step:** We bought 1/4 yard of fleece fabric. We bought ours at Walmart and it was cost \$2.24, for the 1/4 yard.



- **Second Step:** We spread the fleece out on our craft table and trimmed both ends. The lady at the fabric department did a good job cutting down the sides, so we didn't have to do any extra trimming there.



- **Third Step:** Cut slits on each end. There really is no way to mess this up. Just cut the slits all the same length. Next, tie each strip in a knot as shown in the photo.



- Here's the finished scarf!!



- My daughter even made a tiny one for her stuffed animal!!



- This craft was so easy to do and so affordable, that we made several!!



TESTS

Test – Chapter 1

Answer the following questions.

1. What did Papa have in his hands when Fern saw him?

2. What did her mother tell her that Papa was going to do with the ax?

3. What did Fern do when she heard what Papa was going to do?

4. Why were Fern's shoes sopping wet?

5. Did Fern's father let her keep the pig?

6. What did Fern do when she found out she could keep the pig?

7. What was Avery carrying when he came in for breakfast?

8. What did Fern feed the pig?

9. What did Fern name her pet pig?

10. Who did she announce the pig's name to?

Write the correct vocabulary words in the blanks.

runt
sopping
sobbed
injustice
dagger
miserable
commanded
blissful
giggled

1. _____ - an animal that when born is smaller than his brothers/sisters
2. _____ - to give an order
3. _____ - very unhappy
4. _____ - a small weapon like a knife
5. _____ - an unfair act
6. _____ - complete happiness
7. _____ - a sad mood

8. _____ - crying really hard

9. _____ - soaking wet

Test – Chapter 2

Answer the following questions.

1. Where did Wilbur live for the first few days of his life?

2. When he was about two weeks of age, where did he go to live?

3. Describe Wilbur's new home.

4. What did Fern see that helped her to feel that Wilbur would be warm at night?

5. What did Fern like to do with Wilbur and her dolls?

6. Did Wilbur like the water when he followed Avery and Fern to the brook?

7. What did Wilbur do while the children swam in the brook?

8. What did Mr. Arable say that they must do with Wilbur?

9. Who bought Wilbur?

10. How much money did he pay for Wilbur?

Write the correct vocabulary words in the blanks.

stroke
enchanted
waded
amused
increased
hollered

1. _____ - to walk in shallow water

2. _____ - to make or become greater

3. _____ - entertained

4. _____ - to run your hand across; to pet

5. _____ - amazed

6. _____ - to yell

Test – Chapter 3

Answer the following questions.

1. The barn smelled like many things. Name at least one of them.

2. Name some of the sorts of things you find in barns and that Wilber saw in his barn.

3. Where would Fern sit when she came to visit Wilbur?

4. Who told Wilbur he should escape?

5. How did Wilbur escape from his pen?

6. What did the goose tell Wilbur to do when he was out.

7. Who first noticed that the pig was out?

8. How did Mr. Zuckerman finally get Wilbur back in his pigpen?

9. What did Mr. Zuckerman use to rub Wilbur's back?

Write the correct vocabulary words in the blanks.

fetcher
orchard
cellar
patient
mending
reconsider

discarded
perspiration
captivity
root up
scythes

1. _____ - to dig up; pigs root things up with their snouts (long, hard nose)

2. _____ - a tool that has a curved blade on a long curved handle and is used for mowing grass or grain by hand

3. _____ - a place where lots of the same kind of fruit or nut trees grow together (such as apple trees or pecan trees)

4. _____ - a salty wetness that comes out of your skin when you are hot; we also call this sweat; this wetness helps to cool your body down

5. _____ - to go after and bring back

6. _____ - calm, not in a hurry

7. _____ - fixing or repairing

8. _____ - a room below the surface of the ground; usually the entrance is on the outside of the building versus on the inside of the building such as with a basement

9. _____ - not free; held in a place that prevents escape (such as Wilber's pen)

10. _____ - to think about it again with the thought that you could change your mind

11. _____ - to get rid of something useless or unwanted

Test – Chapter 4

Answer the following questions.

1. Describe what the day is like at the beginning of Chapter 4.

2. Name some of the foods included in Wilbur's slops.

3. Wilbur had planned his schedule for the day. What was one thing he had planned to do.

4. Why would the rainy day prevent Wilbur from doing some of the things he had planned to do?

5. Name some of the animals Wilbur asked to play with him.

6. Describe Templeton.

7. Who thought something was wrong with the pig?

8. What did Mr. Zuckerman say to give Wilbur to make him feel better?

10. What happened at the end of Chapter 4 that made Wilbur feel better before he went to sleep?

Write the correct vocabulary words in the blanks.

trench
gloomily
glutton
cunning

morsel
slanting
stealthily
abroad

1. _____ - doing something slowly and secretly
2. _____ - a long and narrow cut in the ground; a long ditch
3. _____ - not straight, but instead on side is lower; sloping
4. _____ - a small piece of food
5. _____ - very smart and sneaky or tricky
6. _____ - one that eats too much; eating when not even hungry
7. _____ - a sad mood
8. _____ - away from one's home

Test – Chapter 5

Answer the following questions.

1. What did Wilbur do when he woke up in the morning (at the beginning of Chapter 5)?

2. Who had spoken to Wilbur the night before?

3. What was her name?

4. How did she get food?

5. What did Wilbur think about the way she got her food?

6. What are salutations?

8. What did the goose think was going to happen to Wilbur around Christmastime?

Write the correct vocabulary words in the blanks.

stirred/stirring
motionless
thoroughly
blushed
nonsense
objectionable

loyal
plotting
clever
detested
furiously
meekly

1. _____ - making no movement at all
2. _____ - making any movement, even if just a little bit
3. _____ - skillful; quick learner; good imagination
4. _____ - foolish or meaningless words or actions
5. _____ - an act of disapproving or not agreeing
6. _____ - to dislike very strongly
7. _____ - completing something carefully

8. _____ - acting patiently even when someone does something wrong to you

9. _____ - acting very angrily

10. _____ - making a plan often secretly

11. _____ - being faithful to someone by keeping promises, being honest to them, and defending them, if needed

12. _____ - when you feel shame or embarrassment sometimes your face turns pink

Test – Chapter 6

Answer the following questions.

1. What time of the year is it in Chapter 6 (what season)?

2. What did Avery often bring home in his pocket?

3. What could children suck on or chew during this time of year?

4. Except for the goose, who was the first to know that the goose's eggs had hatched?

5. How many eggs hatched?

6. What did the goose do with the egg that didn't hatch?

7. What did Templeton do with the egg?

8. What did the gander do to show Templeton his power?

9. What did the goose and gander think Templeton would do to the goslings if he could get away with it?

10. True or False. Mr. Zuckerman was the first person to spy the goslings.

Write the correct vocabulary words in the blanks.

hoisted
ancient
nudge
gratified

disgust
spied
lair
morals

1. _____ - a hideaway or den of an animal
2. _____ - a strong feeling of dislike
3. _____ - to push gently
4. _____ - good character; following general rules of decency
5. _____ - having pleasure or satisfaction
6. _____ - to catch sight of
7. _____ - to raise or become raised
8. _____ - long time past

Test – Chapter 7

Answer the following questions.

1. What kind of insect did Charlotte help to get rid of?

2. What did Charlotte do to her victims before she ate them?

3. Who told Wilbur some bad news?

4. What was the bad news?

5. What did Wilbur do when he heard the bad news?

6. Who said she would save Wilbur?

7. True or False.

Fern was in the barn the day when Wilbur heard the bad news.

Write the correct vocabulary words in the blanks.

campaign
pestering
envy
hysterics

sensible
anesthetic
briskly

1. _____ - series of activities meant to bring about a particular result
2. _____ - a good thing to do; reasonable
3. _____ - bother or annoy
4. _____ - quickly
5. _____ - wanting something someone else has
6. _____ - loss of feeling in your body
7. _____ - a fit of uncontrolled laughter or crying

Test – Chapter 8

Answer the following questions.

1. Who did Fern tell about the goslings at the beginning of Chapter 8?

2. What did Fern's mother think after hearing the way Fern talked about the animals in the barn?

3. What did Fern's mother tell her to go get ready for?

4. What did Fern's father think about what Fern was telling them?

5. Who did Mrs. Arable want to go speak to about Fern's behavior?

6. True or False.

Fern can hear the animals in the barn talking.

Write the correct vocabulary words in the blanks.

adores
gratified
rambled

vaguely
unremitting
lively

1. _____ - when you feel pleased about something
2. _____ - talking on and on about something
3. _____ - not clear or easy to understand
4. _____ - full of energy and excitement
5. _____ - making an effort to do something and not giving up
6. _____ - to like very much

Test – Chapter 9

Answer the following questions.

1. What did Wilber believe he could do?

2. What did Wilbur say he needed?

3. Who gave Wilbur what he needed to try to spin the web?

4.. Was Wilbur able to spin a web like Charlotte?

5 What reason did Charlotte give for why she needed to spin a web but Wilbur didn't?

6 What kind of man-made structure did Charlotte compare to a web?

7 True or False.

Fern saw Wilbur try to spin a web.

8 Who made fun of Wilbur making his "eyes grow wet with tears?"

9. What did this animal say about Wilbur that hurt his feelings?

10. Who said she had a plan to save Wilbur?

Write the correct vocabulary words in the blanks.

delicate
boasting
chuckled
scrambled
hesitated
hastily
sway
oblige

seized
stale
summoning
trailed
neglected
sedentary
delectable

1. _____ - paused for a moment
2. _____ - following behind someone or something
3. _____ - not to take care of
4. _____ - to move or climb up quickly and with some difficulty
5. _____ - sitting a lot; not doing much of anything

6. _____ - laughing in a quiet way

7. _____ - bragging or praising oneself

8. _____ - delicious

9. _____ - fine or thin

10. _____ - bending or twisting

11. _____ - calling

12. _____ - grabbed

13. _____ - not fresh

14. _____ - done in a hurry

15. _____ - do a favor for

Test – Chapter 10

Answer the following questions.

1. What did Avery have with him when he and Fern arrived at the Zuckerman's house?

2. What did Mrs. Zuckerman give the children to eat?

3. What did the children love to play on when they are at the Zuckerman's farm?

4. Describe Zuckerman's swing.

5. When the children grew tired of swinging, where did they go?

6 What was Avery trying to do to Charlotte?

7. What happened that caused Avery not to succeed?

8. What did this animal say about Wilbur that hurt his feelings?

10.What did Lurvy do to Templeton's rat nest?

Write the correct vocabulary words in the blanks.

gullible
affectionately
crisis
straddled
dull
capture
succeeded

possessions
heartily
astride
descended

1. _____ - to take something by force
2. _____ - to turn out well; to be successful
3. _____ - with one leg on each side (like straddled)
4. _____ - to sit with one leg on each side of something
5. _____ - to take something by force
6. _____ - easy to fool or trick
7. _____ - a very difficult time

8. _____ - lovingly

9. _____ - not loud or intense

10. _____ - things you own

11. _____ - cheerfully and with good effort

12. _____ - to climb down to a lower place

Test – Chapter 11

Answer the following questions.

1. What was written in Charlotte's Web?

2. Who saw the web first?

3. What did Lurvy do when he saw the words in the web?

4. Who did they think wrote the words in the web?

5. Where did Mr. Zuckerman go to tell the news?

6 What did the minister plan to do?

7. True / False (Circle One)

News spread all over the country before Sunday.

8. What happened when everyone heard about the web?

10. True / False (Circle One)

Fern loved having so many people around the barn.

Write the correct vocabulary words in the blanks.

exertions
solemnly
steady
bewilderment
distinct
blundered
wondrous
neglected

1. _____ - something you have to work hard to do
2. _____ - not too loud or soft; in a calm manner
3. _____ - clearly seen; easily noticed
4. _____ - confusion
5. _____ - wonderful
6. _____ - careless
7. _____ - seriously
8. _____ - ignored

Test – Chapter 12

Answer the following questions.

1. What was the second word the animals suggested that Charlotte write in the web?

2. What did Charlotte do before having a meeting?

3. Whose idea was it to have Templeton help find a word for the web?

4. Where did he think Templeton could find a word?

5. Who talked Templeton into helping?

6 What did the sheep say that made Templeton decide to help?

7. Where did Templeton say he would go to find a word?

Write the correct vocabulary words in the blanks.

muttered
idiosyncrasy
glared
proceed
particle
disgust
instincts
assembled
destiny
quivered

1. _____ - a way of acting that is characteristic of a person
2. _____ - to come together like for a meeting
3. _____ - to stare angrily
4. _____ - to move in a shaking motion
5. _____ - to move forward with your plan
6. _____ - a small piece of something

7. _____ - not to like something

8. _____ - your future

9. _____ - natural behavior

10. _____ - complained

Test – Chapter 13

Answer the following questions.

1. Describe how Charlotte's Web was made.

2. What kind of thread did Charlotte use to write the word? Why?

3. What did Charlotte decide to do to make the letters stand out more?

4. True or False (Circle One)

Charlotte talked to herself as she worked on the web.

5. What did Charlotte write in her web?

6. Who saw the web first?

7. What did Mr. Zuckerman tell Lurvy to make for Wilbur? Why?

8. True or False (Circle One)

Mr. Zuckerman wanted Wilbur to have extra manure for his pile.

9. What did Mr. Zuckerman want Lurvy to paint on the box?

10. Where did Templeton go to find new words for the web?

11. What types of things were at the dump?

12. Name one of the words Templeton found at the dump.

13. What word did Templeton find that was a good choice?

14. What story did Charlotte tell Wilbur?

15. What did Wilbur want Charlotte to do to help him sleep at the end of Chapter 13?

Write the correct vocabulary words in the blanks.

radial
foundational
snare
admiration
astonishing
disgusted
triumphantly
fetch
radiant
mercilessly

1. _____ - to admire or look up to
2. _____ - rejoicing over success
3. _____ - arranged like rays around a common center (like sun rays)
4. _____ - a trap for catching things
5. _____ - to strongly dislike
6. _____ - to go and get and bring back

7. _____ - not showing kindness to

8. _____ - strong, main parts that will help with
stability

9. _____ - wonder or surprise

10. _____ - glowing or bright

Test – Chapter 14

Answer the following questions.

1. What does Fern tell her mother that causes her mother to worry?

2. Does Mrs. Arable believe Fern?

3. Who does Mrs. Arable go see?

4. Does Dr. Dorian think there is something wrong with Fern?

5 True or False. (Circle One.)

Dr. Dorian believes that the animals talk to Fern.

6 Who does Dr. Dorian believe will get Fern's attention one day?

7. True or False. (Circle One.)

Dr. Dorian thinks Fern think will always love animals.

8. When Dr. Dorian asks about Avery, what does Mrs. Arable say?

Write the correct vocabulary words in the blanks.

fascinating

fibs

tales

vaguely

sociable

advice

enchanting

miraculous

fidgeded

civilly

incessant

associate

1. _____ - moving slightly like when you are uncomfortable
2. _____ - enjoying the company of others
3. _____ - something that is very interesting to you
4. _____ - suggestions or opinions
5. _____ - something amazing that happens
6. _____ - charming

7. _____ - lies; things are not true

8. _____ - going on and on

9. _____ - stories

10. _____ - not clear

11. _____ - to come together

12. _____ - politely

Test – Chapter 15

Answer the following questions.

1. What did the sound of the crickets remind everyone?

2. What did this cause the sheep to do?

3. What words has Charlotte already written in her web?

4. What did his friends worry would happen to Wilbur after receiving so much attention?

5. Did Wilbur want Charlotte to come to the Fair with him?

6 Why did Charlotte think that she would not be able to go to the Fair?

7. What would Charlotte need to make in a few days?

Write the correct vocabulary words in the blanks.

monotonous
reputation
modest
distinguish
inconvenient
versatile
forsake

1. _____ - to give up on or leave
2. _____ - not convenient; not happening at a good time
3. _____ - not having an overly high opinion of oneself
4. _____ - boring; the same thing over and over
5. _____ - how you are viewed by others
6. _____ - to be special or set apart from others
7. _____ - able to change

Test – Chapter 16

Answer the following questions.

1. Did most everyone go to bed early or late on the night before the Fair.

2. What did Mrs. Zuckerman do to get Wilbur ready for the Fair?

3. Did her idea work?

4. Did Charlotte go with Wilbur to the Fair?

5. Who else went with Wilbur? (animal)

6. What made Templeton decide to go with them to the Fair?

7. Who told Wilbur to struggle when they tried to put him in the crate?

8. What happened to Wilbur as they were trying to get him into the pen?

9. What made Wilbur "come to?"

Write the correct vocabulary words in the blanks.

genuine
lugged
offered
satisfy
scampered
struggle
brimming
heave

1. _____ - to make great effort to do something

2. _____ - pulled on and lifted with great effort

3. _____ - real; not pretending

4. _____ - made available

5. _____ - to make happy

6. _____ - push with great effort

7. _____ - full and overflowing

8. _____ - to run about

Test – Chapter 17

Answer the following questions.

1. What did Fern and Avery do when they got to the Fair?

2. What did they do with Wilbur when they got him to the Fair?

3. Did Wilbur like his new pen?

4. What did Charlotte see in the next pen?

5. What was his name?

6. Why did Charlotte think he would be a tough pig to beat?

7. How was Charlotte feeling?

9. What time were the children told to come back and meet up with their parents?

10. Where did the Arable's eat lunch?

11. What did the children do after lunch?

Write the correct vocabulary words in the blanks.

moistened
aloft
cautioned
enormous
mildly
ascended
wearily

1. _____ - make wet
2. _____ - warned
3. _____ - weak; worn out
4. _____ - huge
5. _____ - in the air
6. _____ - to move up
7. _____ - gentle

Test – Chapter 18

Answer the following questions.

1. What time of day is it in Chapter 18?

2. What did Charlotte ask Templeton to do?

3. What did Henry Fussy ask Fern to do?

4. Where did Templeton find a word for Charlotte?

5. What word did Templeton bring for Charlotte?

6. Did Templeton think the old sheep was right about the Fair?

7. Where did the Arable's go?

8. Where was Charlotte when Wilbur called out to her?

9. What was Charlotte doing?

10. When the Arable's got home, what did Fern tell her mother?

Write the correct vocabulary words in the blanks.

detected
humble
sneered
schemer
vanished
masterpiece

1. _____ - to discover
2. _____ - to smile or laugh at
3. _____ - a work done with great skill
4. _____ - not proud (or thinking too highly of oneself)
5. _____ - to move somewhere not seen
6. _____ - to form plans

Test – Chapter 19

Answer the following questions.

1. What had Charlotte made during the night?

2. What did Charlotte call what she had made?

3. How many eggs had Charlotte laid?

4. Was Charlotte's egg sac very delicate or was it tough?

5. Why did Charlotte sound sad?

6. Who noticed Charlotte's Web first?

7. Who had won the blue ribbon?

9. What did a voice on the loudspeaker say for Mr. Zuckerman to do?

9. What did Mrs. Zuckerman do to get Wilbur ready?

10. Where did Fern wish she was at the end of Chapter 19?

Write the correct vocabulary words in the blanks.

nifty
guarante
languish
marvelir
hoarsely
acute
hankerir
suspiciously

grateful
promptly
crouched
contented
commotion
gazed

1. _____ - look at for a long time
2. _____ - acting quickly; on time
3. _____ - filled with surprise
4. _____ - eager for something or wanting it very
much
5. _____ - having a rough voice
6. _____ - thankful
7. _____ - not trusting

8. _____ - very aware of something

9. _____ - an absolute assurance

10. _____ - something that looks good

11. _____ - becoming weak

12. _____ - satisfied or happy

13. _____ - to bend low arms and legs close to your
body

14. _____ - noisy confusion

Test – Chapter 20

Answer the following questions.

1. Where did the family go in the truck?

2. Where did Fern ask to go?

3. Could Charlotte hear what was being said on the loudspeaker?

4. What happened to Wilbur when he heard the cheering and clapping?

5. Who did something that caused Wilbur to wake up?

6. What did he do?

7. What did Lurvy do to try to make Wilbur wake up (even though it was too late)?

8. What did Avery do when he got wet?

Write the correct vocabulary words in the blanks.

pompous
trembled
embraced
triumph
valuable
tourists
phenomenon
appreciation
trousers

1. _____ - to shake uncontrollably
2. _____ - people who come to visit a place and spend money
3. _____ - pants
4. _____ - a rare event; something that doesn't happen often much
5. _____ - joy after being successful at something
6. _____ - having value or worth a lot of money
7. _____ - to hold in one's arms

8. _____ - having an overly high opinion of oneself

9. _____ - to admire a lot

Test – Chapter 21

Answer the following questions.

1. What was hanging around Wilbur's neck?

2. Why did Charlotte say she'd helped Wilbur?

3. What did Wilbur tell Charlotte that made him sob and moan?

4. What idea did Wilbur have?

5. Who did Wilbur ask to help him?

6. True or False (Circle One.)

Templeton hurried to help Wilbur.

7. What promise did Wilbur make in order to get Templeton to help?

8. Did Templeton finally help?

9. How did Wilbur carry the egg sac when he was being put in his crate?

10. With his mouth full, how did Wilbur say goodbye to Charlotte?

Write the correct vocabulary words in the blanks.

strain
assured
secure
recovered
tremendous
trifle
sentiments
agony
desolation
accompany
imitating
desperation
fondness
summoned

1. _____ - liking something very much
2. _____ - hopelessness
3. _____ - saying special things about someone
4. _____ - to get something back
5. _____ - to go along with

6. _____ - to try to speak like or do something someone else does

7. _____ - something that is very great

8. _____ - to give words that are confident and comforting

9. _____ - loneliness

10. _____ - just a little bit

11. _____ - intense pain

12. _____ - doing something difficult

13. _____ - safe

Test – Chapter 22

Answer the following questions.

1. Where did Mr. Zuckerman hang Wilbur's medal?

2. Where did Wilbur put the egg sac?

3. Did Charlotte's plan to save Wilbur work?

4. What did Wilbur see for the first time?

5. Did Wilbur keep his promise to Templeton and let him eat first?

6. How did Templeton look now?

7. What season was it at the very end of the book?

8. What happened to the baby spiders when spring came and Mr. Zuckerman opened a barn door?

9. What were the spider's names?

10. True or False (Circle One)

Wilbur got to see Charlotte's grandchildren.

Write the correct vocabulary words in the blanks.

retorted
bleak
gigantic
trinket
sneered
frantic
deserted
drearily
daintily
brimmed
hallowed
tranquil

1. _____ - extremely large

2. _____ - to answer back sharply (often in disagreement)

3. _____ - hurrying about due to being excited or scared

4. _____ - delicate and pretty

5. _____ - calm; free from disturbance

6. _____ - set apart; greatly respected

7. _____ - providing no cheer or interest
8. _____ - to speak to or look at someone with an expression of scorn (as if you don't like something)
9. _____ - completely filled
10. _____ - keepsake; something you find and keep
11. _____ - plain, dreary
12. _____ - to leave alone

KEY

Test – Chapter 1

Answer the following questions.

1. What did Papa have in his hands when Fern saw him?

an ax

2. What did her mother tell her that Papa was going to do with the ax?

kill a runt pig

3. What did Fern do when she heard what Papa was going to do?

she ran outside

4. Why were Fern's shoes sopping wet?

It was early and dew was still on the ground.

5. Did Fern's father let her keep the pig?

yes

6. What did Fern do when she found out she could keep the pig?

She hugged her parents and the pig.

7. What was Avery carrying when he came in for breakfast?

a gun, a dagger

8. What did Fern feed the pig?

warm milk from a bottle

9. What did Fern name her pet pig?

Wilbur

10. Who did she announce the pig's name to?

her class

Write the correct vocabulary words in the blanks.

runt
sopping
sobbed
injustice
dagger
miserable
commanded
blissful
giggled

1. **runt**
_____ - an animal that when born is smaller than his brothers/sisters
2. **commanded**
_____ - to give an order
3. **miserable**
_____ - very unhappy
4. **dagger**
_____ - a small weapon like a knife
5. **injustice**
_____ - an unfair act
6. **giggled**
_____ - a quiet laugh
7. **blissful**
_____ - complete happiness

8. **sobbed** _____ - crying really hard

9. **sopping** _____ - soaking wet

Test – Chapter 2

Answer the following questions.

1. Where did Wilbur live for the first few days of his life?

in a box by the stove

2. When he was about two weeks of age, where did he go to live?

outside

3. Describe Wilbur's new home.

It was under the apple tree; Papa made him a little yard

4. What did Fern see that helped her to feel that Wilbur would be warm at night?

He dug into the straw in his crate.

5. What did Fern like to do with Wilbur and her dolls?

take them for carriage rides

6. Did Wilbur like the water when he followed Avery and Fern to the brook?

no

7. What did Wilbur do while the children swam in the brook?

played in the mud on the edge

8. What did Mr. Arable say that they must do with Wilbur?

sell him

9. Who bought Wilbur?

Fern's uncle, Homer Zuckerman

10. How much money did he pay for Wilbur?

\$6

Write the correct vocabulary words in the blanks.

stroke
enchanted
waded
amused
increased
hollered

1. waded - to walk in shallow water

2. increased - to make or become greater

3. amused - entertained

4. stroke - to run your hand across; to pet

5. enchanted - amazed

6. hollered - to yell

Test – Chapter 3

Answer the following questions.

1. The barn smelled like many things. Name at least one of them.

hay, new rope, manure, grain, axle grease, etc.

2. Name some of the sorts of things you find in barns and that Wilbur saw in his barn.

ladders, pitch forks, milk pails, rusty rat traps, scythes, etc.

3. Where would Fern sit when she came to visit Wilbur?

on a stool outside Wilbur's fence

4. Who told Wilbur he should escape?

the goose

5. How did Wilbur escape from his pen?

He pushed against a loose board.

6. What did the goose tell Wilbur to do when he was out.

dig up radishes; root up everything...

7. Who first noticed that the pig was out?

Mrs. Zuckerman

8. How did Mr. Zuckerman finally get Wilbur back in his pigpen?

slops

9. What did Mr. Zuckerman use to rub Wilbur's back?

a stick

Write the correct vocabulary words in the blanks.

fetcher
orchard
cellar
patient
mending
reconsider

discarded
perspiration
captivity
root up
scythes

1. **root up** _____ - to dig up; pigs root things up with their snouts (long, hard nose)
2. **scythes** _____ a tool that has a curved blade on a long curved handle and is used for mowing grass or grain by hand
3. **orchard** _____ - a place where lots of the same kind of fruit or nut trees grow together (such as apple trees or pecan trees)
4. **perspiration** _____ - a salty wetness that comes out of your skin when you are hot; we also call this sweat; this wetness helps to cool your body down
5. **fetcher** _____ to go after and bring back
6. **patient** _____ - calm, not in a hurry

7. **mending** _____ - fixing or repairing
8. **cellar** _____ - a room below the surface of the ground; usually the entrance is on the outside of the building versus on the inside of the building such as with a basement
9. **captivity** _____ - not free; held in a place that prevents escape (such as Wilber's pen)
10. **reconsider** _____ - to think about it again with the thought that you could change your mind
12. **discarded** _____ - to get rid of something useless or unwanted

Test – Chapter 4

Answer the following questions.

1. Describe what the day is like at the beginning of Chapter 4.

Rainy and dark

2. Name some of the foods included in Wilbur's slops.

skim milk, crusts, middlings, bits of doughnuts, wheat cakes, drops of maple syrup, potato skins, leftover custard pudding with raisins, and bits of Shredded Wheat

3. Wilbur had planned his schedule for the day. What was one thing he had planned to do.

breakfast, talk with Templeton, take a nap, dig a hole, watch flies, watch bees, watch swallows. eat lunch. sleep. scratch itchy places. think. eat supper...

4. Why would the rainy day prevent Wilbur from doing some of the things he had planned to do?

they were outside things

5. Name some of the animals Wilbur asked to play with him.

the goose, a lamb, Templeton

6. Describe Templeton.

sneaky, cunning, like to collect things, not to be trusted, etc.

7. Who thought something was wrong with the pig?

Lurvy

8. What did Mr. Zuckerman say to give Wilbur to make him feel better?

medicine

10. What happened at the end of Chapter 4 that made Wilbur feel better before he went to sleep?

someone spoke to him and wanted to be his friend

Write the correct vocabulary words in the blanks.

trench
gloomily
glutton
cunning

morsel
slanting
stealthily
abroad

1. stealthily - doing something slowly and secretly
2. trench - a long and narrow cut in the ground; a long ditch
3. slanting - not straight, but instead on side is lower; sloping
4. morsel - a small piece of food
5. cunning - very smart and sneaky or tricky
6. glutton - one that eats too much; eating when not even hungry
7. gloomily - a sad mood
8. abroad - away from one's home

Test – Chapter 5

Answer the following questions.

1. What did Wilbur do when he woke up in the morning (at the beginning of Chapter 5)?

He asked about who had spoken to him the night before.

2. Who had spoken to Wilbur the night before?

a spider

3. What was her name?

Charlotte

4. How did she get food?

She caught them in her web and drank their blood.

5. What did Wilbur think about the way she got her food?

He didn't like it.

6. What are salutations?

greetings

8. What did the goose think was going to happen to Wilbur around Christmastime?

He would be killed.

Write the correct vocabulary words in the blanks.

stirred/stirring
motionless
thoroughly
blushed
nonsense
objectionable

loyal
plotting
clever
detested
furiously
meekly

1. **motionless** _____ - making no movement at all
2. **stirring** _____ - making any movement, even if just a little bit
3. **clever** _____ - skillful; quick learner; good imagination
4. **nonsense** _____ - foolish or meaningless words or actions
5. **objectionable** _____ - an act of disapproving or not agreeing
6. **detested** _____ - to dislike very strongly
7. **thoroughly** _____ - completing something carefully

8. meekly - acting patiently even when someone does something wrong to you

9. furiously acting very angrily

10. plotting - making a plan often secretly

11. loyal being faithful to someone by keeping promises, being honest to them, and defending them, if needed

12. blushed when you feel shame or embarrassment sometimes your face turns pink

Test – Chapter 6

Answer the following questions.

1. What time of the year is it in Chapter 6 (what season)?

summer

2. What did Avery often bring home in his pocket?

fish (trout)

3. What could children suck on or chew during this time of year?

Dandelion stems, clover heads, and ice-cold drinks in the Frigidaire

4. Except for the goose, who was the first to know that the goose's eggs had hatched?

Charlotte

5. How many eggs hatched?

7

6. What did the goose do with the egg that didn't hatch?

gave it to Templeton

7. What did Templeton do with the egg?

rolled it away to his nest

8. What did the gander do to show Templeton his power?

beat his wings

9. What did the goose and gander think Templeton would do to the goslings if he could get away with it?

kill it

10. True or False. Mr. Zuckerman was the first person to spy the goslings.

True (your child may answer Fern because she was sitting in the barn)

Write the correct vocabulary words in the blanks.

hoisted
ancient
nudge
gratified

disgust
spied
lair
morals

1. lair - a hideaway or den of an animal

2. disgust - a strong feeling of dislike

3. nudge - to push gently

4. morals - good character; following general rules of decency

5. gratified - having pleasure or satisfaction

6. spied - to catch sight of

7. hoisted - to raise or become raised

8. ancient - long time past

Test – Chapter 7

Answer the following questions.

1. What kind of insect did Charlotte help to get rid of?

flies

2. What did Charlotte do to her victims before she ate them?

caused them not to feel pain (anesthetic)

3. Who told Wilbur some bad news?

the old sheep

4. What was the bad news?

that Wilbur would be killed around Christmastime

5. What did Wilbur do when he heard the bad news?

He cried and cried.

6. Who said she would save Wilbur?

Charlotte

7. True or False. (Circle One.)

Fern was in the barn the day when Wilbur heard the bad news.

Write the correct vocabulary words in the blanks.

campaign
pestering
envy
hysterics

sensible
anesthetic
briskly

1. **campaign** _____ - series of activities meant to bring about a particular result
2. **sensible** _____ - a good thing to do; reasonable
3. **pestering** _____ - bother or annoy
4. **briskly** _____ - quickly
5. **envy** _____ - wanting something someone else has
6. **anesthetic** _____ - loss of feeling in your body
7. **hysterics** _____ - a fit of uncontrolled laughter or crying

Test – Chapter 8

Answer the following questions.

1. Who did Fern tell about the goslings at the beginning of Chapter 8?

her parents

2. What did Fern's mother think after hearing the way Fern talked about the animals in the barn?

She was worried.

3. What did Fern's mother tell her to go get ready for?

Sunday School

4. What did Fern's father think about what Fern was telling them?

He was not worried.

5. Who did Mrs. Arable want to go speak to about Fern's behavior?

the doctor

6. True or False. (Circle One.)

Fern can hear the animals in the barn talking.

Write the correct vocabulary words in the blanks.

adores
gratified
rambled

vaguely
unremitting
lively

1. gratified - when you feel pleased about something
2. rambled - talking on and on about something
3. vaguely - not clear or easy to understand
4. lively full of energy and excitement
5. unremitting - making an effort to do something and not giving up
6. adores - to like very much

Test – Chapter 9

Answer the following questions.

1. What did Wilber believe he could do?

spin a web

2. What did Wilbur say he needed?

string

3. Who gave Wilbur what he needed to try to spin the web?

Templeton

4.. Was Wilbur able to spin a web like Charlotte?

no

5 What reason did Charlotte give for why she needed to spin a web but Wilbur didn't?

His food is brought to him, but nobody brings her food.

6 What kind of man-made structure did Charlotte compare to a web?

bridge

7 True or False. (Circle One.)

Fern saw Wilbur try to spin a web.

8 Who made fun of Wilbur making his "eyes grow wet with tears?"

a lamb

9. What did this animal say about Wilbur that hurt his feelings?

He smelled.

10. Who said she had a plan to save Wilbur?

Charlotte

Write the correct vocabulary words in the blanks.

delicate
boasting
chuckled
scrambled
hesitated
hastily
sway
oblige

seized
stale
summoning
trailed
neglected
sedentary
delectable

1. hesitated - paused for a moment
2. trailed - following behind someone or something
3. neglected - not to take care of
4. scrambled - to move or climb up quickly and with some difficulty
5. sedentary - sitting a lot; not doing much of anything

Test – Chapter 10

Answer the following questions.

1. What did Avery have with him when he and Fern arrived at the Zuckerman's house?

a frog

2. What did Mrs. Zuckerman give the children to eat?

pie

3. What did the children love to play on when they are at the Zuckerman's farm?

swing

- 4.. Describe Zuckerman's swing.

A rope with a knot on the end, tied to a high beam; children must climb a ladder to the loft and jump off

- 5 When the children grew tired of swinging, where did they go?

barn

6 What was Avery trying to do to Charlotte?

knock her down with a stick into a box; capture her

7. What happened that caused Avery not to succeed?

the rotten egg broke

8. What did Lurvy do to Templeton's rat nest?

kicked dirt into it

Write the correct vocabulary words in the blanks.

gullible
affectionately
crisis
straddled
dull
capture
succeeded

possessions
heartily
astride
descended

1. capture · to take something by force
2. succeeded · to turn out well; to be successful
3. astride · with one leg on each side (like straddled)
4. straddled · to sit with one leg on each side of something
5. gullible · easy to fool or trick
6. crisis · a very difficult time
7. affectionately · lovingly

Test – Chapter 11

Answer the following questions.

1. What was written in Charlotte's Web?

Some Pig

2. Who saw the web first?

Lurvy

3. What did Lurvy do when he saw the words in the web?

dropped to his knees and said a short prayer

4. Who did they think wrote the words in the web?

Wilbur

5. Where did Mr. Zuckerman go to tell the news?

the preacher's house

6 What did the minister plan to do?

announce the news in church

7. True / False (Circle One)

News spread all over the country before Sunday.

8. What happened when everyone heard about the web?

People came from miles around to see the web.

10. True / False (Circle One)

Fern loved having so many people around the barn.

Write the correct vocabulary words in the blanks.

exertions
solemnly
steady
bewilderment
distinct
blundered
wondrous
neglected

1. exertions - something you have to work hard to do

2. steady - not too loud or soft; in a calm manner

3. distinct - clearly seen; easily noticed

4. bewilderment - confusion

5. wondrous - wonderful

6. blundered - careless

7. solemnly - seriously

8. neglected - ignored

Test – Chapter 12

Answer the following questions.

1. What was the second word the animals suggested that Charlotte write in the web?

terrific

2. What did Charlotte do before having a meeting?

call roll

3. Whose idea was it to have Templeton help find a word for the web?

the oldest sheep's

4. Where did he think Templeton could find a word?

dump

5. Who talked Templeton into helping?

the old sheep

6 What did he say that made Templeton decide to help?

If Wilbur dies, no one will bring the slops which you eat from too.

7. Where did Templeton say he would go to find a word?

dump

Write the correct vocabulary words in the blanks.

muttered
idiosyncrasy
glared
proceed
particle
disgust
instincts
assembled
destiny
quivered

1. idiosyncrasy · a way of acting that is characteristic of a person
2. assembled - to come together like for a meeting
3. glared - to stare angrily
4. quivered - to move in a shaking motion
5. proceed - to move forward with your plan
6. particle a small piece of something

7. **disgust** _____ - not to like something

8. **destiny** _____ - your future

9. **instincts** _____ - natural behavior

10. **muttered** _____ complained

Test – Chapter 13

Answer the following questions.

1. Describe how Charlotte's Web was made.

Dry, tough foundational lines, sticky thread for snare lines...

2. What kind of thread did Charlotte use to write the word? Why?

dry lines

3. What did Charlotte decide to do to make the letters stand out more?

double line instead of a single line

4. True or False (Circle One)

Charlotte talked to herself as she worked on the web.

5. What did Charlotte write in her web?

terrific

6. Who saw the web first?

Lurvy

7. What did Mr. Zuckerman tell Lurvy to make for Wilbur? Why?

crate; he would take him to the County Fair

9. True or False (Circle One)

Mr. Zuckerman wanted Wilbur to have extra manure for his pile.

9. What did Mr. Zuckerman want Lurvy to paint on the box?

Zuckerman's Famous Pig

10. Where did Templeton go to find new words for the web?

dump

11. What types of things were at the dump?

old bottles, empty tin cans, dirty rags, dead batteries, old magazines...

12. Name one of the words Templeton found at the dump.

crunchy, pre-shrunk

13. What word did Templeton find that was a good choice?

radiant

14. What story did Charlotte tell Wilbur?

about her cousin who caught a fish in her web and another cousin who
was a balloonist

15. What did Wilbur want Charlotte to do to help him sleep at the end of
Chapter 13?

sing

Write the correct vocabulary words in the blanks.

radial
foundational
snare
admiration
astonishing
disgusted
triumphantly
fetch
radiant
mercilessly

1. **admiration** _____ - to admire or look up to
2. **triumphantly** _____ - rejoicing over success
3. **radial** _____ arranged like rays around a common center (like sun rays)
4. **snare** _____ - a trap for catching things
5. **disgusted** _____ - to strongly dislike
6. **fetch** _____ - to go and get and bring back

7. **mercilessly** _____ - not showing kindness to

8. **foundational** _____ - strong, main parts that will help with stability

9. **astounding** _____ - wonder or surprise

10. **radiant** _____ - glowing or bright

Test – Chapter 14

Answer the following questions.

1. What does Fern tell her mother that causes her mother to worry?

Charlotte's stories

2. Does Mrs. Arable believe Fern?

no

3. Who does Mrs. Arable go see?

Dr. Dorian

4. Does Dr. Dorian think there is something wrong with Fern?

no

5 True or False. (Circle One.)

Dr. Dorian believes that the animals talk to Fern.

6 Who does Dr. Dorian believe will get Fern's attention one day?

Henry Fussy

7. True or False. (Circle One.)

Dr. Dorian thinks Fern think will always love animals.

8. When Dr. Dorian asks about Avery, what does Mrs. Arable say?

He's fine. He gets into poison ivy, stung by wasps and bees...

Write the correct vocabulary words in the blanks.

fascinating
fibs
tales
vaguely
sociable
advice
enchancing
miraculous
fidgeted
civilly
incessant
associate

1. **fidgeted**
_____ - moving slightly like when you are uncomfortable
2. **sociable**
_____ - enjoying the company of others
3. **fascinating**
_____ - something that is very interesting to you
4. **advice**
_____ - suggestions or opinions
5. **miraculous**
_____ - something amazing that happens
6. **enchancing**
_____ - charming

7. **fibs** _____ - lies; things are not true

8. **incessant** _____ - going on and on

9. **tales** _____ - stories

10. **vaguely** _____ - not clear

11. **associate** _____ - to come together

12. **civilly** _____ - politely

Test – Chapter 15

Answer the following questions.

1. What did the sound of the crickets remind everyone?

that summer was ending

2. What did this cause the sheep to do?

break through their fence and wander into the field across the road

3. What words has Charlotte already written in her web?

Some Pig, Terrific, and Radiant

4. What did his friends worry would happen to Wilbur after receiving so much attention?

He would become “stuck up.”

5. Did Wilbur want Charlotte to come to the Fair with him?

yes

6 Why did Charlotte think that she would not be able to go to the Fair?

It was almost time for her to lay eggs.

7. What would Charlotte need to make in a few days?

an egg sac

Write the correct vocabulary words in the blanks.

monotonous
reputation
modest
distinguish
inconvenient
versatile
forsake

1. **forsake** _____ - to give up on or leave
2. **inconvenient** _____ - not convenient; not happening at a good time
3. **modest** _____ - not having an overly high opinion of oneself
4. **monotonous** _____ - boring; the same thing over and over
5. **reputation** _____ - how you are viewed by others
6. **distinguish** _____ - to be special or set apart from others
7. **versatile** _____ able to change

Test – Chapter 16

Answer the following questions.

1. Did most everyone go to bed early or late on the night before the Fair.

early

2. What did Mrs. Zuckerman do to get Wilbur ready for the Fair?

gave him a buttermilk bath

3. Did her idea work?

yes

4. Did Charlotte go with Wilbur to the Fair?

yes

5. Who else went with Wilbur? (animal)

Templeton

6. What made Templeton decide to go with them to the Fair?

The old sheep told him about all the food there.

7. Who told Wilbur to struggle when they tried to put him in the crate?

the old sheep

8. What happened to Wilbur when they put him into the pen?

He fainted.

9. What made Wilbur "come to?"

Lurvy threw cold water on him.

Write the correct vocabulary words in the blanks.

genuine
lugged
offered
satisfy
scampered
struggle
brimming
heave

1. **struggle** _____ - to make great effort to do something
2. **lugged** _____ - pulled on and lifted with great effort
3. **genuine** _____ - real; not pretending
4. **offered** _____ - made available
5. **satisfy** _____ - to make happy
6. **heave** _____ - push with great effort
7. **brimming** _____ - full and overflowing
8. **scampered** _____ - to run about

Test – Chapter 17

Answer the following questions.

1. What did Fern and Avery do when they got to the Fair?

Asked if they could go ride some rides; asked for things

2. What did they do with Wilbur when they got him to the Fair?

unloaded him into a pen

3. Did Wilbur like his new pen?

yes

4. What did Charlotte see in the next pen?

a big pig

5. What was his name?

Uncle

6. Why did Charlotte think he would be a tough pig to beat?

his size and weight

7. How was Charlotte feeling?

tired

9. What time were the children told to come back and meet up with their parents?

at noon

10. Where did the Arable's eat lunch?

in the truck

11. What did the children do after lunch?

took a nap

Write the correct vocabulary words in the blanks.

moistened
aloft
cautioned
enormous
mildly
ascended
wearily

1. moistened - make wet
2. cautioned - warned
3. wearily - weak; worn out
4. enormous - huge
5. aloft - in the air
6. ascended - to move up
7. mildly - gentle

Test – Chapter 18

Answer the following questions.

1. What time of day is it in Chapter 18?

evening

2. What did Charlotte ask Templeton to do?

find a word for her web

3. What did Henry Fussy ask Fern to do?

ride the Ferris wheel

4. Where did Templeton find a word for Charlotte?

newspaper

5. What word did Templeton bring for Charlotte?

humble

6. Did Templeton think the old sheep was right about the Fair?

yes

7. Where did the Arable's go?

home

8. Where was Charlotte when Wilbur called out to her?

In the back corner of the pen

9. What was Charlotte doing?

making an egg sac

10. When the Arable's got home, what did Fern tell her mother?

how much she enjoyed riding the Ferris wheel with Henry

Write the correct vocabulary words in the blanks.

detected
humble
sneered
schemer
vanished
masterpiece

1. **detected** _____ - to discover
2. **sneered** _____ - to smile or laugh at
3. **masterpiece** _____ - a work done with great skill
4. **humble** _____ - not proud (or thinking too highly of oneself)
5. **vanished** _____ - to move somewhere not seen
6. **schemer** _____ - to form plans

Test – Chapter 19

Answer the following questions.

1. What had Charlotte made during the night?

an egg sac

2. What did Charlotte call what she had made?

her masterpiece

3. How many eggs had Charlotte laid?

514

4. Was Charlotte's egg sac very delicate or was it tough?

tough

5. Why did Charlotte sound sad?

she was dying and wouldn't be able to see her children

6. Who noticed Charlotte's Web first?

Fern

7. Who had won the blue ribbon?

Uncle

9. What did a voice on the loudspeaker say for Mr. Zuckerman to do?

bring his pig to the judges booth

9. What did Mrs. Zuckerman do to get Wilbur ready?

bathed him in buttermilk

10. Where did Fern wish she was at the end of Chapter 19?

on the top car on Ferris wheel with Henry Fussy

Write the correct vocabulary words in the blanks.

nifty
guarantee
languishing
marveling
hoarsely
acute
hankering
suspiciously

grateful
promptly
crouched
contented
commotion
gazed

1. gazed - look at for a long time
2. promptly - acting quickly; on time
3. marveling - filled with surprise
4. hankering - eager for something or wanting it very much
5. hoarsely - having a rough voice
6. grateful - thankful
7. suspiciously - not trusting

8. acute - very aware of something

9. guarantee - an absolute assurance

10. nifty - something that looks good

11. languishing - becoming weak

12. contented - satisfied or happy

13. crouched - to bend low arms and legs close to your
body

14. commotion - noisy confusion

Test – Chapter 20

Answer the following questions.

1. Where did the family go in the truck?

to the bandstand

2. Where did Fern ask to go?

ride the Ferris wheel with Henry

3. Could Charlotte hear what was being said on the loudspeaker?

yes

4. What happened to Wilbur when he heard the cheering and clapping?

He fainted.

5. Who did something that caused Wilbur to wake up?

Templeton

6. What did he do?

bit his tail

7. What did Lurvy do to try to make Wilbur wake up (even though it was too late)?

threw water on him

8. What did Avery do when he got wet?

He started showing off.

Write the correct vocabulary words in the blanks.

**pompous
trembled
embraced
triumph
valuable
tourists
phenomenon
appreciation
trousers**

1. **trembled** _____ - to shake uncontrollably
2. **tourists** _____ - people who come to visit a place and spend money
3. **trousers** _____ - pants
4. **phenomenon** _____ - a rare event; something that doesn't happen often much
5. **triumph** _____ - joy after being successful at something
6. **valuable** _____ - having value or worth a lot of money
7. **embraced** _____ - to hold in one's arms

pompous

8. _____ - having an overly high opinion of oneself

appreciation

9. _____ - to admire a lot

Test – Chapter 21

Answer the following questions.

1. What was hanging around Wilbur's neck?

the medal he had received at the Fair

2. Why did Charlotte say she'd helped Wilbur?

because he was her friend

3. What did Wilbur tell Charlotte that made him sob and moan?

that she was dying

4. What idea did Wilbur have?

to take the egg sac home

5. Who did Wilbur ask to help him?

Templeton

6. True or False (Circle One.)

Templeton hurried to help Wilbur.

7. What promise did Wilbur make in order to get Templeton to help?

Templeton could eat first from now on.

9. Did Templeton finally help?

yes

9. How did Wilbur carry the egg sac when he was being put in his crate?

in his mouth

10. With his mouth full, how did Wilbur say goodbye to Charlotte?

He winked.

Write the correct vocabulary words in the blanks.

strain

assured
secure
recovered
tremendous
trifle
sentiments
agony
desolation
accompany
imitating
desperation
fondness

yes

1. _____ - liking something very much
2. **desperation**
_____ - hopelessness
3. **sentiments**
_____ - saying special things about someone
4. **recovered**
_____ - to get something back
5. **accompany**
_____ - to go along with
6. **imitating**
_____ - to try to speak like or do something
someone else does

tremendous

7. _____ - something that is very great

assured

8. _____ - to give words that are confident and comforting

desolation

9. _____ - loneliness

trifle

10. _____ - just a little bit

agony

11. _____ - intense pain

strain

12. _____ - doing something difficult

secure

13. _____ - safe

Test – Chapter 22

Answer the following questions.

1. Where did Mr. Zuckerman hang Wilbur's medal?

on a nail over the pig pen

2. Where did Wilbur put the egg sac?

in a safe corner

3. Did Charlotte's plan to save Wilbur work?

yes

4. What did Wilbur see for the first time?

snow

5. Did Wilbur keep his promise to Templeton and let him eat first?

yes

6. How did Templeton look now?

big and fat; gigantic

7. What season was it at the very end of the book?

winter

9. What happened to the baby spiders when spring came and Mr. Zuckerman opened a barn door?

they "ballooned" away; 3 stayed

9. What were the spider's names?

Joy, Aranea, and Nellie

10. True or False (Circle One)

Wilbur got to see Charlotte's grandchildren.

Write the correct vocabulary words in the blanks.

retorted

bleak

gigantic

trinket
sneered
frantic
deserted
drearily
daintily
brimmed
hallowed
tranquil

1. **gigantic** _____ - extremely large
2. **retorted** _____ - to answer back sharply (often in disagreement)
3. **frantic** _____ - hurrying about due to being excited or scared
4. **daintily** _____ - delicate and pretty
5. **tranquil** _____ - calm; free from disturbance
6. **hallowed** _____ - set apart; greatly respected
7. **drearily** _____ - providing no cheer or interest
- sneered**

8. _____ - to speak to or look at someone with an expression of scorn (as if you don't like something)

13. **brimmed** _____ - completely filled

14. **trinket** _____ - keepsake; something you find and keep

15. **bleak** _____ - plain, dreary

16. **deserted** _____ - to leave alone